

EXCEL

Agriculture



BROADACRE EQUIPMENT
Farming for the Future

COMPANY HISTORY

*Family owned business
for over 80 years.
Australian owned &
Australian made.*

Excel Agriculture has a committed team with representatives located in the states of Qld, NSW, Vic and SA. These representatives are local people who know their area and its conditions and have previously been involved in the farming industry. This local knowledge is utilised to ensure each machine is customised for the ground and environment it will be working in.

Our frontline people are supported by a highly qualified Research and Development team who design and approve each new and improved feature before production commences. Excel Agriculture's Quality Assurance processes and procedures are accredited to ISO 9001 international standards adding further confidence the customer is receiving a superior product every time.





CONTENTS

- 04 / PARALLELOGRAM DOUBLE DISC SP200**
- 06 / PARALLELOGRAM TYNE CR600**
- 08 / PARALLELOGRAM TYNE & DOUBLE DISC VT110**
- 09 / PARALLELOGRAM DOUBLE DISC NRI00**
- 10 / FRAMES**

SP200

PARALLELOGRAM DOUBLE DISC OPENER

Built to handle minimum / no till conditions in Australia, Excel Agriculture has been the leader in the development of the parallelogram double disc opener. We recommend this unit for both winter and summer cropping where there is a requirement for accurate seed placement, quicker germination and minimum soil disturbance. The unit can be configured for airseeder or precision applications.

KEY FEATURES

- 16" 4mm Coulter on 4 degree disc angle.
- Heavy duty HT bearing/hub assemblies with marine seals.
- One tapered bearing size for the entire unit.
- Simple depth adjustment.
- Slotted gauge wheels as standard.
- 1 1/4" Stainless Parallelogram pin on polymer bushes.
- Variety of closing wheels for the V configuration.
- Non greasing row unit.

BENEFITS OF THE SP200

- Low maintenance for a double disc unit.
- Low horsepower requirements 3-5 H.P. per row unit.
- Accurate seed placement.
- Heavy duty construction designed to meet the demands of Australian broadacre and zero till farming practices.
- Maximise yield potential by conserving moisture and retaining stubble cover.
- Perfect ground following with the 1 1/4" parallelogram with a full 12" of travel.

SP200 OPTIONAL EQUIPMENT

- John Deere precision boxes 1.6 or 3 bushell.
- Range of Diffusers including mounts.
- Mud scrapers (tungsten or rotary).
- Gauge wheel scraper ring.
- Steel and Rubber Press wheels.
- Walking press wheel with quick adjust handle.
- Trash whippers and mounts.
- Starter and liquid fertilizer tubes.
- Drag chains.
- Row unit lockouts.



Standard SP200 Row Unit



18 metre fold forward with SP200 option with precision boxes



18 metre double fold forward with SP200 fitted



EXCEL 05





12 metre trailing with CR600 fitted



Standard CR600 row unit



Planted with Excel – Northern NSW

CR 600

PARALLELOGRAM TYNE UNIT

Built for minimum / ZERO till conditions in the range of soil types from light loam to heavy black soils in New South Wales and Queensland. Excel Agriculture has designed this unit to be the best in the market with front depth drum and coulter; low draft shank with incorporated stump jump and fully independent press wheel assembly. We recommend this unit for both winter and summer cropping where there is a requirement for shallow to full 8" moisture seeking ability, trash and stubble cutting ability, accurate seed placement and minimum soil throw with minimum disturbance.

KEY FEATURES

- 20" 6mm Coulter with rubber coated drums both sides.
- Tungsten scrapers fitted to drum coulters as standard.
- Simple shank adjustment for seed depth at 1/2" increments.
- Low draft shank as standard with removable seed boot design.
- 600lb spring stump jump (optional 800lb).
- One bearing and marine seal size for coulter and press wheel axle.
- 1 1/4" Stainless Parallelogram pin on polymer bushes (no greasing).

- Mounting shell clamps standard for level fit up and ease of adjustment.
- Variety of press wheel profiles.
- Non greasing row unit.

BENEFITS OF THE CR600

- Low maintenance.
- Horsepower requirements 5-9 H.P. per row unit.
- Accurate seed placement with minimum soil throw.
- Heavy duty construction designed to meet the demands of Australian broadacre and zero till farming practices.
- Maximise yield potential by conserving moisture and retaining stubble cover.
- Perfect ground following with the 1 1/4" parallelogram with a full 12" of travel.

CR600 OPTIONAL EQUIPMENT

- John Deere precision boxes 1.6 or 3 bushell.
- Range of Diffusers including mounts.
- Various Rubber Press profiles.
- V closing wheels.
- Double disc shank option.
- Drag chains.
- Variety of cast point options.

VT110

PARALLELOGRAM TYNE UNIT WITH DOUBLE DISC

Based on the CR600 row unit the VT110 operates with a double disc assembly in place of the front coulter drum. This combination provides the unit with flexibility to operate as a double disc unit or a tyne unit with very little downtime in changeover. It can also operate as a “one pass” unit by utilizing the double disc and tyne at the same time. Excel recommends this unit for both winter and summer cropping where there is a requirement for shallow to full 8” moisture seeking ability, trash and stubble cutting ability, accurate seed placement, minimum soil throw and disturbance.

KEY FEATURES

- 16” 4mm double disc unit.
- Tungsten scrapers fitted to double disc.
- Low draft tyne with pin depth adjustment.
- 600lb spring stump jump.
- One size HT Bearing with marine seals used throughout.
- 1 1/4” Stainless Parallelogram pin on polymer bushes.
- Variety of press wheel profiles.
- Non greasing row unit.

BENEFITS OF THE VT110

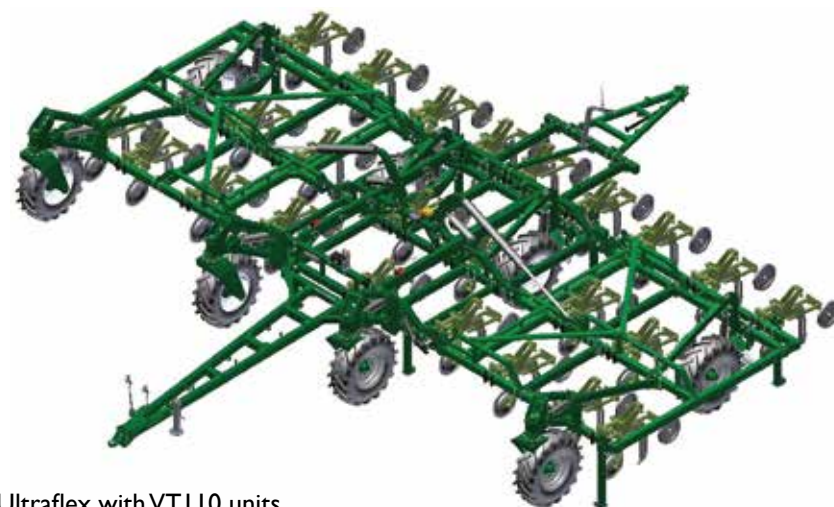
- Can perform as a disc or tyne unit with little downtime.
- Low maintenance.
- Horsepower requirements 3-9 H.P. per row unit.
- Accurate seed placement with minimum soil throw.
- Heavy duty construction designed to meet the demands of Australian broadacre and zero till farming practices.
- Maximise yield potential by conserving moisture and retaining stubble cover.
- Perfect ground following with the 1 1/4” parallelogram with a full 12” of travel.

VT110 OPTIONAL EQUIPMENT

- John Deere precision boxes 1.6 or 3 bushell.
- Range of Diffusers including mounts.
- Various Rubber Press profiles.
- V closing wheels.
- Double disc shank option.
- Drag chains.



Standard VT110 Row Unit (Presswheel Scraper fitted)



12 metre trailing Ultraflex with VT110 units

NR100

PARALLELOGRAM DOUBLE DISC

A compact double disc unit built on the 1 1/4" parallelogram, ideal as an airseeder fed, summer or winter seeding unit. Performs well as an applicator for granular fertilizer or anhydrous.

KEY FEATURES

- 16" 4mm double disc unit.
- Tungsten scrapers fitted to double disc.
- Single closing wheel on HT hub assembly.
- One size HT Bearing with marine seals used throughout.
- 1 1/4" Stainless Parallelogram pin on polymer bushes.
- Variety of press wheel profiles.
- Non greasing row unit.

BENEFITS OF THE NR100

- Low maintenance.
- Horsepower requirements 3-5 H.P. per row unit.
- Accurate seed placement.
- Heavy duty construction designed to meet the demands of Australian broadacre and zero till farming practices.
- Maximise yield potential by conserving moisture and retaining stubble cover.
- Perfect ground following with the 1 1/4" parallelogram with a full 12" of travel.

NR100 OPTIONAL EQUIPMENT

- Range of Diffusers including mounts.
- Various Rubber Press profiles.
- V closing wheels.
- Drag chains.



Standard NR100 Row Unit



10 metre linkage bar for gassing and planting



FRAMES

**CURRENT EXCEL FRAMES SELECTION
SUITABLE FOR CR600, VT110, SP200 & NR100.**



Three bar trailing 12 metres to 24 metres double fold. Full contour following ultra flex frame.




Two and three bar linkage lift assist 8 metres to 12 metres, rigid or folding.




Single bar linkage stack fold 12 metres.




Single bar linkage 6 metres to 12 metres rigid or folding. Optional lift assist wheels. Cat 3 & 4 linkage.




Single bar fold forward trailing 18 metres to 24 metres.



Three bar trailing ultra flex 9 metres to 12 metres, single fold.



Two and three bar trailing end tow 18 metres to 24 metres, ultra flex, 5 section.



Three bar trailing 9 metres to 18 metres, no ultra flex, folding (double for 18m).

Farming for the Future

Excel Agriculture stands behind its products. We offer service support nationwide, to keep your equipment running efficiently.

The Excel team consists of fully-trained, experienced people who have been around the product range since the onset of the design conception.

We carry a comprehensive range of spare parts with stock in various locations as we understand the importance of ongoing support and peace of mind for your Excel equipment.

OTHER PRODUCTS

- Single Disc Stubble Warrior
- Inter Row Cultivator
- Fertiliser Rig
- Side Busters / Centre Busters
- Cultipackers
- Airseeders
- Belt Spreader
- Manure Spreader

Excel Agriculture, a family owned company with traditional family business values.

We believe in the values of service, quality and trust.



EXCEL
Agriculture

www.excelagr.com.au

P.O. Box 665
74 – 92 Buckland Street
Toowoomba Qld 4350

Ph: (07) 4636 9100
Fax: (07) 4636 9140

Great Western Corporation Pty Ltd ABN 91 064 434 475



www.gyrat.com.au